

Research Outcome

Under the new utilization system established in 2006, SPring-8 users are charged only the expenditure fee for non-proprietary research, provided that they submit an experiment report within sixty days after their experiments. When their results are disclosed in scientific journals or any other form of publication, the project leaders are required to report to JASRI and have their results registered with JASRI. As of March 30, 2007, the cumulative number of refereed publications (journals, proceedings and dissertations) was 4,535, of which 3,130 were attributed to public use, 679 were attributed to contract beamlines and 527 were attributed to RIKEN beamlines; here, publications related to two or more beamlines are counted separated for each beamline. **Figure 7** shows the number of refereed publications annually counted.

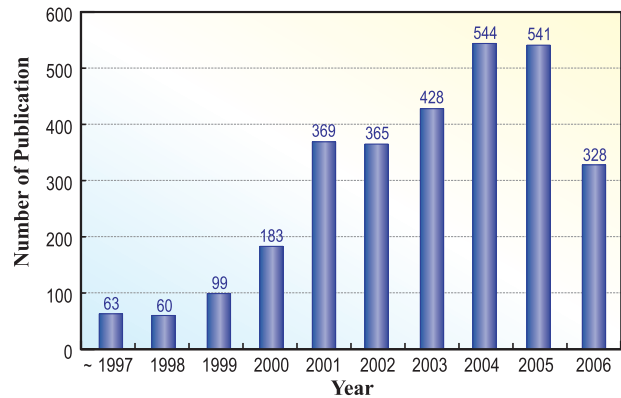


Fig. 7. Annual record of refereed publications as of September 30, 2006.

Budget and Personnel

After becoming open to public use in 1997, SPring-8 was managed by the three-party system of RIKEN, JAERI, and JASRI in a unified manner until September 30, 2005, when JAERI relinquished responsibility for SPring-8 management. Since the withdraw of JAERI, SPring-8 has been managed by the remaining two-party system of RIKEN and JASRI, although JASRI had a legal status transition during FY2006, as described at the beginning of this report. **Figures 8 and 9** display the variations in the total budgets allocated to SPring-8 and the numbers of staff members on the SPring-8 campus each year

from FY1997 up to the current fiscal year. The total budget allocated to SPring-8 for FY2006 is almost the same as that of FY2005, maintaining the recent trend. In FY2006, the total number of JASRI staff members was 557. The total number of SPring-8 staff members amounts to 1,200 when the numbers of staff members at the JAEA Kansai Research Establishment and the RIKEN Harima Institute are combined with the number of JASRI staff members. The numbers of staff members categorized by the types and fields of employment are illustrated in **Fig. 9**.

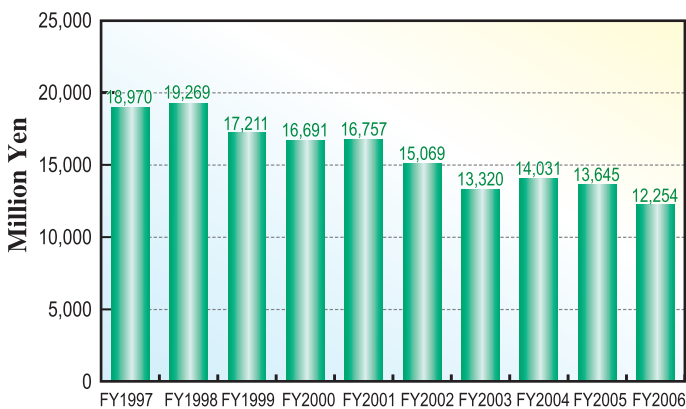
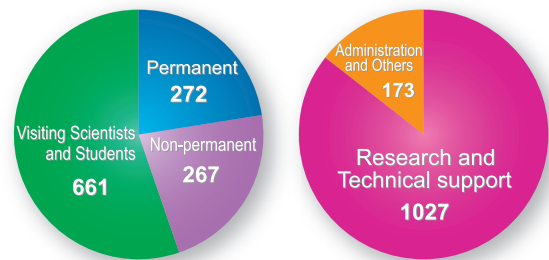


Fig. 8. Budget at SPring-8.



| | by Type | | | by Field | | Total |
|-------|-----------|---------------|----------------------------------|--------------------------------|---------------------------|-------|
| | Permanent | Non-permanent | Visiting Scientists and Students | Research and Technical Support | Administration and Others | |
| JASRI | 212 | 155 | 190 | 414 | 143 | 557 |
| RIKEN | 60 | 109 | 464 | 606 | 27 | 633 |
| XFEL | 0 | 3 | 7 | 7 | 3 | 10 |
| | 272 | 267 | 661 | 1027 | 173 | 1200 |

Fig. 9. Personnel at SPring-8: JASRI, RIKEN and XFEL (FY2006).