

★ **BL04B1** High Pressure and High Temperature

★ **BL04B2** High Energy X-ray Diffraction

□ **BL05 IN** Accelerator Beam Diagnosis

★ **BL08W** High Energy Inelastic Scattering

★ **BL09XU** Nuclear Resonant Scattering

★ **BL10XU** Extremely Dense State Research

◆ **BL11XU** JAERI Materials Science II

○ **BL12XU** APCST ID

● **BL12B2** APCST BM

★ **BL13XU** Surface and Interface Structures

◆ **BL14B1** JAERI Materials Science I

● **BL15XU** WEBRAM

National Institute for Materials Science

● **BL16XU** Industrial Consortium ID  
(SUNBEAM-ID)

● **BL16B2** Industrial Consortium BM  
(SUNBEAM-BM)

◇ **BL17SU** RIKEN Coherent Soft X-ray Spectroscopy

◇ **BL19LXU** RIKEN SR Physics

★ **BL19B2** Engineering Science Research

★ **BL20XU** Medical and Imaging II

★ **BL20B2** Medical and Imaging I

◇ **BL22XU** JAERI Actinide Science II

◆ **BL23SU** JAERI Actinide Science I

● **BL24XU** Hyogo

★ **BL25SU** Soft X-ray Spectroscopy of Solid

◇ **BL26B1** RIKEN Structural Genomics I

◇ **BL26B2** RIKEN Structural Genomics II

Powder Diffraction **BL02B2** ★

Crystal Structure Analysis **BL02B1** ★

XAFS **BL01B1** ★

R&D (1) **BL47XU** ★

R&D (2) **BL46XU** ★

RIKEN Structural Biology I **BL45XU** ◆

RIKEN Structural Biology II **BL44B2** ◆

Macromolecular Assemblies **BL44XU** ●

Institute for Protein Research, Osaka University

Infrared Materials Science **BL43 IR** ★

Structural Biology I **BL41XU** ★

Structural Biology II **BL40B2** ★

High Flux **BL40XU** ★

Magnetic Materials **BL39XU** ★

Accelerator Beam Diagnosis **BL38B2** ■

R&D (3) **BL38B1** ★

Trace Element Analysis **BL37XU** ☆

High Resolution Inelastic Scattering **BL35XU** ★

Laser-Electron Photon **BL33LEP** ●

RCNP, Osaka University

Pharmaceutical Consortium **BL32B2** ○

Pharmaceutical Consortium

RIKEN Coherent X-ray Optics **BL29XU** ◆

White Beam X-ray Diffraction **BL28B2** ★





Soft X-ray Photochemistry **BL27SU** ★



# Beamline Map

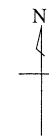
October 1, 2001

Total number of beamline : 62 (61+1)

- Insertion Device (6 m) : 34 (  )
- Insertion Device (30 m) : 4 (  )
- Bending Magnet : 23 (  )
- Others : 1 (  )

- ★ : Public Beamlines
- : Contract Beamlines
- ◆ : JAERI or RIKEN Beamlines
- : Accelerator beam diagnostic line

☆ ○ ◇ □ : Planned or Under construction



April 1, 2002